




Download Google Meet App Instructions

Get the Meet app



1. Go to the [Play Store](#).
2. Download and install the Google Meet app .
3. On your device, tap the Google Meet app  to open it.

Calls are synchronized across all devices so you can start a video call on one device and continue on another.

Schedule a video meeting from the Google Calendar app

1. Open the Google Calendar app .
2. Tap **+** Event.
3. Add guests from inside or outside your organization. Tap Done.
4. Tap Save.

Start a meeting in the Meet app

1. Open the Meet app .
2. Tap **+** New meeting to start a meeting, or tap  Meeting code, and enter a meeting code. G Suite users can type the nickname as well.
3. Tap Join meeting.